

2019 RENEGADE® SPORT

PACKAGE HIGHLIGHTS

- Rotax® 600 Carb and 600 ACE™ engine with 420W magneto
- REV-XP™ (600 Carb) / REV-XS™ (600 ACE™) platform
- SC™-5M rear suspension
- 15 x 137 x 1.25 in. Cobra® track
- HPG™ rear shock
- Brembo brake with braided stainless-steel brake line
- Electric fuel gauge
- Straight aluminum handlebar with integrated J-hooks
- Comfortable REV-XP™ seat with 7 L / 1.9 US gal of storage
- Standard electric start
- RER™ electronic reverse (600 Carb) / Mechanical reverse (600 ACE™)
- D.E.S.S.™ key

EXTRA HIGHLIGHTS

- 600 ACE™**
- Extended heat exchanger for better cooling capacity
 - iTC™ Engine mapping modes (Standard, Sport or ECO®)
 - Reversible throttle lever (thumb or finger activated)

Renegade®
SPORT 600
Carb shown





Renegade®
SPORT 600
ACE™ shown



ROTAX® ENGINE

	600 CARB	600 ACE™
Engine details	Liquid-cooled, R.A.V.E.™	Liquid-cooled, four-stroke D.O.H.C., dry sump
Cylinders	2	2
Displacement	597 cc / 36.4 in. ³	600 cc / 36.6 in. ³
Bore	76 mm / 3 in.	74 mm / 2.9 in.
Stroke	65.8 mm / 2.6 in.	69.7 mm / 2.7 in.
Maximum engine speed	8,100 RPM	7,250 RPM
Carburation	2X TM-40	EFI
Recommended fuel type	Regular unleaded	Regular unleaded
Minimum octane	87	87
Fuel tank	40 L / 10.6 US gal	40 L / 10.6 US gal
Oil tank capacity	3.7 L / 3.9 qt	2.1 L / 2.2 qt

COLOR

White / Orange Crush (600 ACE™) 
 Black (600 Carb) 

DIMENSIONS

Vehicle overall length	3,000 mm / 118.1 in.
Vehicle overall width	1,217 mm / 47.9 in.
Vehicle overall height	1,210 mm / 47.6 in.
Ski stance	1,077 mm / 42.4 in.
Ski overall length	1,066 mm / 42 in.
Track nominal width	381 mm / 15 in.
Track nominal length	3,487 mm / 137 in.
Track profile height	31.8 mm / 1.25 in. Cobra

POWERTRAIN

	600 CARB	600 ACE™
Drive clutch type	TRA™ III	eDrive™ 2
Driven clutch type	QRS (short shaft)	QRS (short shaft)
Engagement	3,400 RPM	2,200 RPM
Small sprocket number of teeth	23	21
Large sprocket number of teeth	45	49
Drive sprocket number of teeth	8	8
Drive sprocket diameter	183 mm / 7.2 in.	183 mm / 7.2 in.
Brake system	Brembo brake with stainless-steel braided brake line	Brembo brake with stainless-steel braided brake line

SUSPENSION

Front suspension	Dual A-arms
Front shock	Motion Control
Front suspension max. travel	220 mm / 8.7 in.
Rear suspension	SC™-5M
Center shock	Motion Control
Rear shock	HPG™
Rear suspension max. travel	245 mm / 9.6 in.

DRY WEIGHT

209 kg / 461 lb 211 kg / 465 lb

FEATURES

Frame	REV-XP™ (600 Carb) / REV-XS™ (600 ACE™)	Starter	Electric	Mirrors	Optional
Skis	Pilot™ 5.7	Reverse	RER™ (2-stroke) Mechanical (4-stroke)	Windshield	375 mm / 15 in.
Seating	REV-XP™ with storage	Heated throttle lever	Standard	Runner	Square 3/8
Handlebar	Straight aluminum with J-hooks	Heated grips	Standard	Carbide configuration	102 mm / 4 in. at 90°
Riser block height	115 mm / 4.5 in.	Gauge	Analog with display	Hitch	Optional

TWO-STROKE ENGINE



Renegade® SPORT 600 Carb shown



Renegade® SPORT 600 Carb shown

RENEGADE® SPORT

FOUR-STROKE ENGINE




Renegade® SPORT 600 ACE™ shown



Renegade® SPORT 600 ACE™ shown

FEATURE HIGHLIGHTS



1.25 in. Cobra track

Excellent traction in all conditions; light weight.



Comfortable REV-XP™ seat

Sleek, yet comfortable. Includes trunk with 7 L (1.9 US gal).



Pilot™ 5.7 skis

Deliver outstanding grip and bite in corners with virtually no darting.



LinQ™ cargo system (option)

Our cargo attachment system is the hassle-free way to connect cargo bags or a fuel caddy to your sled in seconds.



Analog gauge with display

GAUGE FEATURES

Speedometer	Standard
Tachometer	Standard
Fuel	Standard
Engine temperature	Optional

ski-doo

